
















Christmas Designers

Guide to Clips and Attachment Methods

Clip/Hardware Image	Product Name	Product Details	Application	Type of Lights
	All In One Clip	<ul style="list-style-type: none"> • Temporary install • Most popular clip • Most flexible clip 	<ul style="list-style-type: none"> • Wood or asphalt shingles. • Gutters 	<ul style="list-style-type: none"> • C7/C9 stringer pre lamp sets • C7/C9 cord with removable bulbs • C6 light sets • Mini light sets
	All In One Clip Plus	<ul style="list-style-type: none"> • Temporary install • Allows two sets of lights to be installed. Works well with C7/C9 as well as mini lights or icicle lights as secondary set. 	<ul style="list-style-type: none"> • Wood or asphalt shingles • Gutters 	<ul style="list-style-type: none"> • C7/C9 stringer pre lamp sets • C7/C9 cord w/removable bulbs • C6 light sets • Mini light sets
	Clay Tile Roof Clip	<ul style="list-style-type: none"> • Temporary Install • Clip has ridges to help hold it in place on tile roofs. 	<ul style="list-style-type: none"> • Tile Shingles • Gutters 	<ul style="list-style-type: none"> • C7/C9 stringer pre lamp sets • C7/C9 cord w/removable bulbs • C6 light sets • Mini Light Sets
	Bi-Axial Shingle Tab	<ul style="list-style-type: none"> • Temporary install • Orientates the bulb either horizontal or vertical 	<ul style="list-style-type: none"> • Attaches to shingle roofs or flashing 	<ul style="list-style-type: none"> • C7/C9 cord w/removable bulbs. Does not work well with C7/C9 stringer sets or mini lights.
	C Clip	<ul style="list-style-type: none"> • Long term install • Clip can be left up year-round for quick seasonal installs. • Clip attaches with adhesive, hot glue or screws. 	<ul style="list-style-type: none"> • Flat, smooth surfaces. • Mounts to metal, wood or plastic. 	<ul style="list-style-type: none"> • C7/C9 Cord w/removable bulbs. Does not work well with C7/C9 Stringer Sets or mini lights.

	Original Shingle Tab	<ul style="list-style-type: none"> • Temporary install • Slides under shingles or behind gutters 	<ul style="list-style-type: none"> • Wood or asphalt shingles • Some gutters 	<ul style="list-style-type: none"> • C7/C9 cord w/removable bulbs. Does not work well with C7/C9 stringer sets or mini lights.
	Shingle Tab w/Parapet Clip	<ul style="list-style-type: none"> • Clip installs permanently; seasonally mount Original Shingle Tab. • Clip not visible from the ground when tabs removed 	<ul style="list-style-type: none"> • Solid, flat surfaces. 	<ul style="list-style-type: none"> • C7/C9 cord w/removable bulbs. Does not work well with C7/C9 stringer sets or mini lights.
	Ridge Row Clip	<ul style="list-style-type: none"> • Specifically designed for attaching C7 or C9 lights along all types of roof ridge rows • Design allows standard orientation along main ridge row or along dormers and short roof extensions • Constructed of durable polypropylene material which ensures several seasons' use 	<ul style="list-style-type: none"> • Designed specifically for ridge row lighting 	<ul style="list-style-type: none"> • All types of C7/C9 cord.
	Icicle Light Clip	<ul style="list-style-type: none"> • Temporary Install • Low profile clip is specifically designed for easy icicle light installation 	<ul style="list-style-type: none"> • All types of shingles and gutters 	<ul style="list-style-type: none"> • Icicle Lights • Mini Lights
	S Style Gutter Hook	<ul style="list-style-type: none"> • Secures light sets directly to all types of gutters 	<ul style="list-style-type: none"> • Attaches to gutters 	<ul style="list-style-type: none"> • All types of light strands. Clip attaches directly to the cords wire for maximum flexibility.

	Mini Light Adhesive Clip	<ul style="list-style-type: none"> • Temporary Install • Holds the socket so clip accommodates all types of mini lights 	<ul style="list-style-type: none"> • Most any smooth surfaces 	<ul style="list-style-type: none"> • Mini Lights
	Quik-Clip	<ul style="list-style-type: none"> • Temporary or long-term install • Stationary clip for stringing all types of light sets along rooflines and trim 	<ul style="list-style-type: none"> • Attaches to all types of flat, wooden surfaces such as fascia, fences, posts, etc. 	<ul style="list-style-type: none"> • All types of lighting. Clip attaches directly to the wire, so any light set can be used.
	Tree Clip	<ul style="list-style-type: none"> • Temporary or long-term install • Fastens standard style mini lights on trees and shrubs • Reduces the need to wrap mini lights on tree branches • Made of hard, durable, flexible plastic • Re-use year after year 	<ul style="list-style-type: none"> • Attaches to artificial trees, wreaths, garlands, sprays and swags. 	<ul style="list-style-type: none"> • All types of lighting that will be attached directly to an artificial green such as a tree, wreath or garland.
	Magnet Clip	<ul style="list-style-type: none"> • Quick attachment to metal surfaces • Orientate bulb either horizontal or vertical. 	<ul style="list-style-type: none"> • All types of 'ferrous' metals. 	<ul style="list-style-type: none"> • C7 or C9 light cord.
	Liteclip Strip & Clips	<ul style="list-style-type: none"> • Seasonal or long-term installations. • Mount with adhesive or screws for long term use. • Remove clips after each use and leave the strip for easy installation the next season. 	<ul style="list-style-type: none"> • All types of surfaces. Wood, concrete, metal and brick. 	<ul style="list-style-type: none"> • C7 or C9 Lights. Clips are also available for other types of lights.